

## ABOUT US

I am Kone. My passion for the art and my skills inspired me to become a goldsmith. I have been working as a goldsmith since 1990, which means I have 34 years of experience.

I can teach and explain the process of coining money and gold. This method has been passed down, and I have taught many young people who have now become masters themselves. The cultural heritage of Luang Prabang influences the design of many gold and silver items, such as belts, bracelets, earrings, and rings.

Although there are challenges in making money, I overcome them with honesty, patience, and wisdom to ensure customer satisfaction. Silversmithing is my favorite, and I strive to meet customers' needs, making them proud and happy to wear the jewelry.

Currently, I want to pass on my knowledge and experience to the younger generation. Therefore, I have opened a half-day silversmithing class for those interested in learning and continuing this craft.



## LuangPrabang Silversmith

Luang Prabang Silversmith in UNESCO World Heritage site, has a rich history of silversmithing that dates back centuries. The craft flourished under royal patronage, with silversmiths creating intricate pieces for the royal family and temples. Traditional designs, such as the "dok pi-khune," were initially exclusive to royalty. The town's silversmiths are renowned for their skill and artistry, producing items that reflect both cultural heritage and exquisite craftsmanship.

“ Craft Your Own Luang Prabang Souvenirs! ”



ຫຼວງພະບາງ ຊິນເວີສະມິດ  
Luang Prabang Silversmith



[www.luangprabangsilversmith.com](http://www.luangprabangsilversmith.com)





## Half-Day Silver Workshop

**Duration:** 3-4 hours (09:00 - 12:00 / 14:00 - 17:00)

**Participants:** Maximum 5 people

**Output:** 1 or 2 pieces of jewelry (total of 10 grams)

**Overview:** Join us in preserving the rich tradition of Luang Prabang's silversmiths, who historically created intricate pieces for the royal family and temples. This workshop invites tourists to craft their own silver jewelry, guided by local artisans.

**Activities Include:** **59\$ For 1 person**



### 1. Smelting Silver:

Learn to purify and mold raw silver.



### 2. Forming Strands:

Roll, stretch, and shape silver into strands.



### 3. Finishing Touches:

Apply whitening or darkening treatments.





### 4. Polishing:

Ensure your piece shines and meets quality standards.





## CONTACT US


 Ban Nasamphan, LuangPrabang, Laos

 +856 20 55661188

 [booking@luangprabangsilversmith.com](mailto:booking@luangprabangsilversmith.com)

 [www.luangprabangsilversmith.com](http://www.luangprabangsilversmith.com)

 Luang Prabang Silversmith

 [luangprabang\\_silversmith](https://www.instagram.com/luangprabang_silversmith)

